

Christian ARTIST




Vol. 4


SEPTEMBER 1970

No. 3

AN IDEA FOR PLACEMENT



Ideas that represent God or good should be placed on top, on the right side, or in the upper-right-hand corner.



Ideas that represent sin or gloom should be on the lower part of the paper, on the left side, or lower left-hand corner. *Violet Whittaker*



FROM THE EDITORS

DESK BY REN DUECK

Over three years ago a few of us artists met specially to discuss the start of The Christian Artist. I am glad to report that we now have 156 paid subscribers and we mail The Christian Artist to 22 (missionaries, etc.) who are unable to pay for their subscriptions.

During the existance of The Christian Artist we have never set a given fee for subscriptions. The Lord has always met our needs by those who could afford to send in a donation to help this work. Many have sent in a little extra which helps to pay for the workshop expenses. May the Lord bless you for your help. And the Lord will also bless Rev. David Le Grand for printing this publication for us at no cost.

If you haven't ever written us, would you please let us hear from you. Send us your good ideas and comments.

WORKSHOP & COLORAMA DATES TO REMEMBER

- October 9, 10 Riverside, Calif.
Contact - Joe Beck
1597 Lark Lane
Corona, Calif. 91720
- November 7 First Baptist Church
13751 Powers Road
Poway, Calif.

For more information write to The Christian Artist, address on back page.

Christian Artist Publication Committee

- EDITOR..... Ren Dueck
- STAFF EDITORS..... Art Layne
Kenneth Daniels
Kenneth Mead
- STAFF ARTISTS..... Roberto Camargo
Paul Bice
- PRINTER..... David Le Grand

The Christian Artist is published quarterly.

OBSERVATIONS ON THE CHRISTIAN ARTIST WORKSHOP

The excitement of the day is rather interesting to observe. I am sure most conventions have the same excitement but the expectancy of the personnel on Western's campus has the additional question, "I wonder how the Spirit will move during this conference."

The fellowship which is enjoyed by the artist and the participants seems to be unique. It is not a test or a performance which is being judged, rather it is a time when the prime concern is to share new ideas, thoughts, burdens, concepts, etc. The students on the campus of Western Baptist Bible College sensed this unique fellowship mixed with a loving concern. One student said "It was so different. These people came because they want to share with us. They didn't ask for anything. They wanted to give. This was a new experience for me."

Reaction to specific workshops was varied. Most people wished they were able to divide themselves and attend both. It was interesting to see the interdependence of one artist on another. If the workshop leader didn't know how to answer a question, one of the artists in the workshop would help him out. This always leaves a very positive impression on those attending. The usefulness of the workshops was evident.

Some of the people who came on Saturday morning were very sorry they had not been at the previous meetings. Some expressed interest in other art mediums. Next year it can be expanded.

Western Baptist Bible College was privileged to host the Christian Artist Workshop and we anticipate May 10-15, 1971 to be a great week on our campus when easels, fellowship, smiles, love, concern and good times of sharing over flow through artists as they arrive.

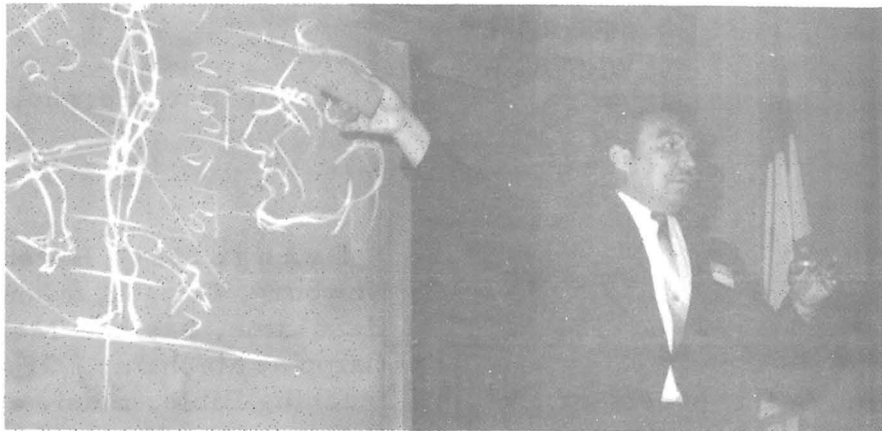
by William B. Haburn
Salem, Oregon



Pastor Jim Nye brought a group from Vancouver, Wash. to win the painting done by Art Layne.




WBBC student, Stephanie Williams drawing in the Colorama.



Roberto Camargo conducting workshop.



A different view of Colorama - Pastor Paul Everett drawing.



Sam Butcher conducting workshop.

ECHOES FROM SALEM, OREGON

Those of the Christian Artists Fellowship who traveled north to Salem, Oregon in May, deeply appreciated the wholehearted welcome given them by the Western Baptist Bible College. We



MR. Wm.
HABURN



MRS. ROBT.
WHITTAKER

are very grateful to the president, Dr. Fred R. Brock Jr., Mr. Bill Haburn, Mrs. Violet Whittaker, and others for their many kindnesses to us while there.

The Workshop and Colorama Program was certainly of a high quality, and I'm sure many of the students and outsiders who attended, left with a desire to do something about their future in using chalk artistry and gospel magic.

It has been encouraging at these workshops to see new interest by those whom we had never met before. Mr. Sam Butcher, a commercial artist, attended the C. A. F. last year at Western Baptist Bible College in El Cerrito. He became greatly enthused as it seemed to be new to him, and with his already grand talent, he put it to work. This year at Salem, he was one of the outstanding artists demonstrating and

teaching chalk artistry. We understand Sam is now with Child Evangelism in the East, doing their art work and will be on their television programs, also he is illustrating for the Cook Publishing Co.



Evangelist, Hershel Thornburg

Evangelist, Hershel Thornburg of Newburg, Oregon, whom we met for the first time, has the Melody Mountain Camp at Mechamp, Oregon where he is teaching Bible, music and art.

He was holding a week of meetings in a nearby church, so could only be with us through the day. We were able to attend one of his meetings, and found him to be exceedingly talented as a musician, artist, and magician, as he uses the marimba, vibraphone, hammond organ, concert harp, and trombone. He also has a very good solo voice. These are all being used to make the gospel message attractive. For over thirty years he has developed and used these fine Bible centered programs in evangelism. Mr. Thornburg evidently appreciated meeting the other chalk artists and I'm sure he will be a great booster for the Christian Artist Fellowship.

Art Layne
President C. A. F.

YOU DON'T HAVE TO BE A CHALK ARTIST

We realize that many who subscribe to our "Christian Artist" magazine and attend our Work Shops conducted for Chalk Artists are not artists. Yet they realize the value of art in presenting the old, old story through the eye gate as well as the ear gate. They can make use of art through the use of carefully selected pictures or colored slides.

Here is an example of how I have used the painting by Hoffman of Christ in Gethsemane with pictures and a colored slide. The book "Christ in the Fine Arts" will prove very helpful for it tells something about the artists and the message they sought to convey in their paintings. In presenting this message I give each one attending a small copy and then show a colored slide of the picture before the audience. I have used this picture during Passion Week with seven messages. Here is the outline I used:

1 - "The Darkness that Shrouded Him" The Bible has much to say about darkness as a picture of evil and sin. Jesus referred to Satan as the Prince of the Powers of Darkness. The opening words of Genesis "And darkness was upon the face of the deep" speaks of a past judgement that thrust the original creation into darkness when Lucifer rebelled against God, putting his will above the will of God. For this he was cast down to the sides of hell. The Powers of Darkness were at work that night before the crucifixion. Judas had joined forces with them and had gone out "into the night" to sell his Lord for \$17. While His enemies worked through the long night His disciples slept - what a tragedy.

2 - "The City That Rejected Him" Against the night sky, the city of Jerusalem can be dimly seen. On Palm Sunday, Jesus had presented Himself to the city as their King as prophesied in Zech. 9:9 "Behold Your King." But they said to Pilate "We have no King but Caesar," and thus rejected Him. There was an election in the city that week

with two candidates - Barabbas and Jesus. The vote was by acclamation. Barabbas won and was set free. Jesus went out to die. You can speak of the character of these two candidates. You can tell how Pilate tried to evade the issue by washing his hands, as many are doing today, but water cannot wash the blood stains away. Ask, "Have you been guilty of rejecting Him?"

3 - "The Disciples That Denied Him" Now we come across the Brook Kidron into the Garden of Gethsemane, which means "The place of pressure." Dimly seen just beyond Jesus are Peter, James, and John. You can speak of the circles around Jesus: first, there was John, the most intimate of the twelve; then Peter and James; then the eight; and finally Judas. We choose our circle of fellowship with Him - which circle are we in? Peter had boasted so loudly "Though all betray you, I will not!" The spirit was strong but the flesh weak as he found to his sorrow. At the Last Supper Jesus had announced, "One of YOU will betray Me!" and all began to ask, "Lord, is it I?" We might well ask that question. It is interesting to notice that the eleven asked "Lord, is it I?" but Judas said "Master, is it I?" He was not born again.

4 - "The Robes that Covered Him" I have painted seven copies of this painting for seven churches and have made the undergarment white and the robe purple. I understand the original has the undergarment pink and the robe blue. Many copies have it as I have painted it. The white speaks of His purity and His humanity. Purple is a binary color made by combining blue and red. The blue speaks of Heaven from whence He came and the red tells us why He came - to shed His blood for the remission of our sins for "Without the shedding of blood is no remission." Now He wears the royal robe of royalty, the purple robe. He is coming back as King of Kings and Lord of Lords.

5 - "The Prayer That Strengthened Him" Jesus was a Man of prayer. A study of the Gospels shows Him often in prayer. Before every great decision

He spent hours in prayer. Here in Gethsemane we see Him in prayer, pleading with the Father "If it be possible let this cup pass from Me -- nevertheless, Thy will, not Mine, be done." In His agony His sweat was in great drops of blood. But it was not the Father's will to remove the cup for there was no other way to save the lost race of men. We sing, "What can wash away my sin?" and answer "Nothing but the blood of Jesus!" As prayer gave Him strength so it will give us strength. We can do no more than pray until we have prayed, but we can do much more than pray after we have prayed.

6 - "The Thorns That Hurt Him" In the foreground Hoffman has painted a thorn bush pointing to the morrow when He would wear the crown of thorns. Thorns speak of the curse brought into the world by man's sin. There were no weeds or thorns in Eden until sin came in. In the Book of Revelation we read, "No more curse." What became of the curse? Paul tells us "He (Jesus) was made a curse for us." He took the curse of sin which is death in His own body on the tree. The agony in Pilates Hall in the hands of the cruel soldiers, the mocking, the scourging and all the rest. Then the long road to Calvary bearing His cross, the agony of the crucifixion and all the rest. He was hurt that day that we might go free. Speak of His death on the cross, the burial and the hopelessness of all. No one wanted that dead body, not even Mother Mary or the disciples. If Joseph had not begged Pilate for the body it would have been buried with the two criminals. Picture the hoplessness of it all.

7 - "The Rocks That Could Not Hold Him" He was placed in Joseph's tomb hewn out of solid rock. Rome thought he was safe in there, but as a precaution, sealed the tomb and set a guard to watch. BUT GOD! All through the Bible we find these words "BUT GOD!" We can sing with triumph by that rock-hewn tomb "Up from the grave He arose, with a mighty shout of triumph o'er His foes, He arose! He arose!

Hallelujah, Christ arose!" Dr. Luke, in Acts reminds us that we have "infallible proofs" of His resurrection. You can develop the resurrection story as time permits.

This is but one of many famous paintings that can be treated in this manner without the use of a single piece of chalk. There are a number of good books on "Christian Art" and the interpretation of pictures that are available. There are also colored slides of the life of Christ that are available.

Kenneth Mead
San Marcos, Cal.

- * - * - * - * - * - * - * - * - * -

SIMPLE CHALK TALKS

1. Everybody can be an Artist! You don't believe me? Then sit up straight in your chair. Now take a good deep breath. Let it out. How about that, you just DREW YOUR BREATH. It's not so hard to draw after all. Are we drawing this breath for God??

2. MAGIC CHALK - with any one chalk you can draw any color. Ask the audience to call out some colors. Try to get them to call out different colors all together at the same time. In the confusion, pretend to hear someone call out Black. Draw on the paper "BLACK" and quote Rom. 3:23 and tell them about sin. Ask them for more colors, until you have completed the WORDLESS BOOK COLORS. Write the verse with each color. (Use some other colored chalk than black, since the first color is Black. Try Blue or some other color.)

BLACK - Rom. 3:23

RED - I John 1:7b

WHITE - Psalm 51:7

GREEN - II Peter 3:18

GOLD - John 14:2, 3

ASSURANCE - Heb. 13:5, John 3:16

I always add a verse on assurance since so many do not have the assurance of salvation.

NEWS FLASH - Mrs. Art Layne (Thelma) has under gone a major operation and the last word is that she is doing well. We pray that the Lord will give her fast full recovery.

A CHALK ARTIST'S PRAYER

Upon the easel of my life
Lord, ever help me place
In colors that are true and clear,
A likeness of Thy face:

With blue that speaks of deity -
A background for the whole,
With gold of promise from Thy Word
And heaven for the soul.

The silver of redemption's grace -
Let that be blended in,
And white that tells Thy righteousness
For crimson marks of sin.

The green that shows a fruitful life...
O, make the tints so plain,
And if I blur the colors, Lord,
Please blot them out again.

Then touch the picture with Thy love
That darker shades may glow,
And make Thy colors shine more bright...
Let all the radiance show.


That when they come and gaze upon
My picture, they may see
A living portrait standing there...
Not I, but Christ in me.

Ruth Gibbs Zwall
Riverside, Calif.



One way to keep your hands clean while doing a picture is by using disposable, polyethylene gloves. They can be purchased in drug stores or medical supply stores from between 4¢ and 7¢ a piece. Since they fit either hand, one pair can last for two pictures as you only need to wear the glove on one hand. They are pre-powdered and easy to slip on and off. Like their more expensive rubber brothers, they can be obtained in sizes.

Dewayne R. Flohr
Hayfork, Calif.



EQUIPMENT & SUPPLIES

Artist Chalks - Regular & Fluorescent
College Book Store
Western Baptist Bible College
5000 Deer Park Drive
Salem S. E., Oregon 97302

Regular 3" X 1" lecturer's chalk 25¢
per stick, all colors.

Fluorescent 3" X 1" chalk \$1.00 per
stick in white, blue, green, yellow,
red, orange, and violet.

Minimum order \$1.00 plus postage.
However, because of special packing to
ship this - it is easier to send 16 sticks
at a time. You may choose any combi-
nation.

SUBSCRIPTION TO CHRISTIAN ARTIST

To receive future issues of **Christian Artist**, mail in the completed coupon with a donation to the **Christian Artist**. This donation helps to pay the cost of materials and printing.

CHRISTIAN ARTIST
16428 Harvest. Ave.
Norwalk, California 90650

Dear Christian Artist:

I am sending \$ _____ for a one year
subscription to **Christian Artist**.
Mail my subscription to the address
below.

Name _____




Address _____

City _____

State _____ Zip Code _____

HAPPY HALLOWEEN

"Man is fearfully and wonderfully made"



THE BIBLE IS GOD'S WORD AND IS A LAMP UNTO YOUR FEET AND A LIGHT UNTO YOUR PATH.

STUDY YOUR BIBLE AND DEVELOP SPIRITUALLY

As they came to the door decorated in masks and what nots, Thelma asked them to step through the side door into the garage and see their own skeletons.

As they came into the almost dark room, through some scary hazards, I asked one to stand in a certain place while the others were on the opposite side so they could see what would happen.

With a small slide projector connected through the dimmer switch, I gradually turned on the light projecting it through a slide on which had previously been scratched the form of a skeleton. This shot the image on his whole body and head. As the dimmer was turned up it looked very real.

I then turned on the blacklight and had them all step in front of a large mirror. Most Halloween dresses will illuminate. Then we could see their real beauty.

This also showed up the chart which I had made for the occasion in blacklight chalk, as follows:

We have been fooling but this is real because it is from God's Word.

At the close we gave out candy and Halloween tracts.

About 250 of all ages came.

by Art Layne

Christian Artist
16428 Harvest Avenue
Norwalk, Calif. 90650

Address Correction Requested
Printed Matter
Return Postage Guaranteed